

SAQA FLORIDA REGION - NEWSLETTER

Bobbi Baugh ■ Editor ■ Submit news to NewsSaqFla@gmail.com

September, 2020

Welcome New Members

Welcome to SAQA!

Pod 2..... Lisa Hamilton, Jacksonville, 32244
2nd Region..... Deborah Elouahabi, Falls Church, VA

lghamilton@bellsouth.net
artquiltsbyDebE@gmail.com

Way to Go!

Sharon Buck is pleased to announce that her work commemorating George Floyd will show in “Gone But Not Forgotten,” curated by Carolyn Mazloomi and exhibiting at the Textile Art Center in Minneapolis, MN.



Marijke van Welzen is pleased to announce that her coat, “Once Upon a Time” has been accepted into an exhibition in Germany. Marijke lives in the Netherlands and Florida is her second SAQA region. Here is a link to the show.

<https://trm-hot.de/sonderausstellungen.html>



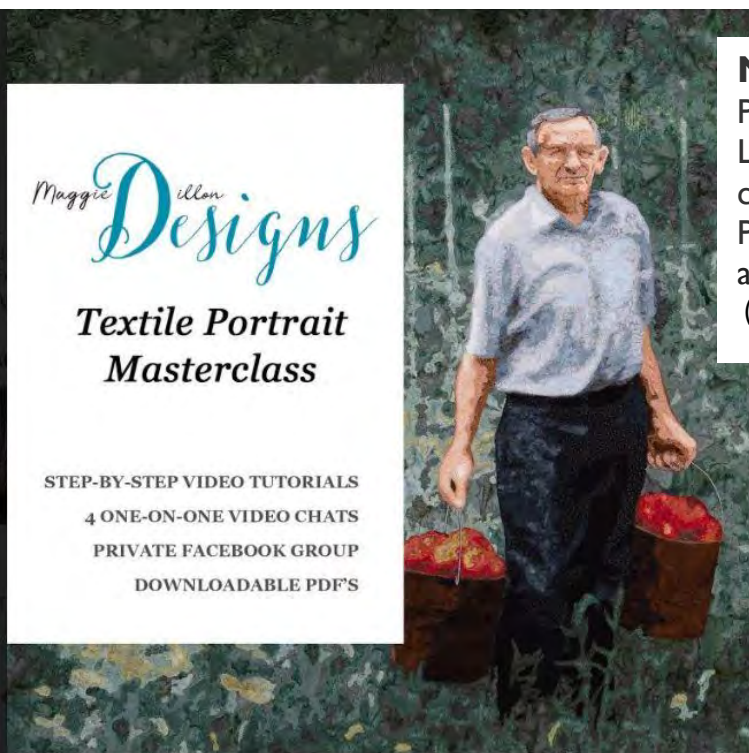
Regina Dunn is happy to have an article in the latest issue of Patchwork Professional, a German magazine. The article features multiple images of her work and an interview.



Bobbi Baugh is pleased to announce that her quilt "This is the Way to Get In" has been accepted into Q=A=Q at the Schweinfurth Art Center in Auburn, NY. The exhibit will run from October, 2020 till January, 2021.



Announcements & News



Maggie Dillon is offering a SPECIAL Textile Portrait Masterclass! For the first time. Learn to create realistic-looking portraits with confidence using Maggie Dillon Designs Textile Portrait Technique! There's still time to sign up and join the FUN at www.MaggieDillonDesigns.com! (Sample student work shown below)



Introducing our new State Co-Rep...

Hello Everyone,


I want to take a little space here to introduce myself to you. I'm Regina Dunn, the new co-rep for Florida with Doris Hulse. I've been a member of SAQA for many years and am so thankful to the many members who have helped me on my artistic journey. SAQA has afforded me numerous opportunities to interact and learn from artists I admired, to learn tricks of the trade, and to exhibit my artworks.

I am excited to be more involved now on a different level. And to find ways, along with Doris, to keep you involved with SAQA,

entertained with each other, and keep you creating what you are meant to create. Covid has changed what we can do for a while, but our creativity gives us the ability to adapt and figure out new ways to move forward.

Feel free to contact me with ideas, suggestions, and questions you may have.

Best to You,
Regina Dunn
reginabdunn@gmail.com



Exhibition News...

Due to the corona virus and SAQA cancelling the in-person 2021 Annual Conference in St. Petersburg, **the Florida Region and Florida CraftArt have mutually agreed to cancel the 2021 premiere of the *Floridian Flavors: Characters, Culture, and Cuisine* exhibit in their gallery.**

Now, with that said, don't cry, pull out your hair, or stamp your feet in disappointment! **Other opportunities are in the works, which means we are still going forward with online entry as scheduled for October 1 - 31, 2020.**

Drum roll please!

1. **SAQA has agreed to promote a virtual gallery of our exhibit** during the 2021 Annual Conference being hosted virtually by the Oceania Region. **SAQA will also provide a link from their website so everyone can access the *Floridian Flavors* exhibit at any time allowing for a much wider viewing audience.**
2. Plans are in the works for **the exhibit to be shown during winter/spring 2022** as an in-person exhibit. But more about the venue

once the dates are finalized.

3. Additionally, **we're in conversation with a venue for 2021, however there is no firm commitment just yet.** Again, once things are determined, the membership will be advised on the details.
4. **Moving ahead to 2022**, the committee has crafted an exciting and intriguing new theme titled, ***The Artist's Question ... Answered in fiber*** and we **DO** have the premiere venue lined up. This will coincide with the 2022 SAQA global exhibit in St Pete. This is all you're getting for now! Again, as

soon as the details are in order, we'll share the info and full prospectus with the region.

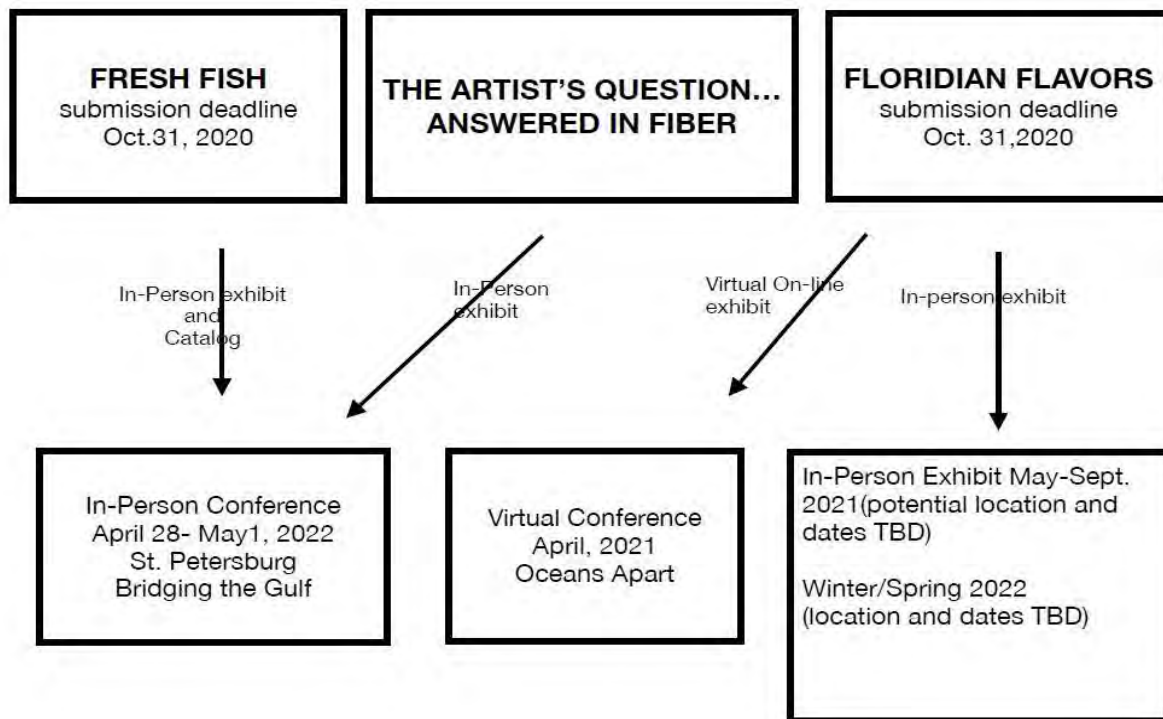
So, ladies and gents, **you are strongly encouraged** by Florida's Co-Reps and Exhibition Committee **to finish your amazing art for Floridian Flavors. The deadline is October 31, 2020.** Good luck

to all of you!

As always if you have any questions or concerns, please don't hesitate to contact me at yearfive@hotmail.com and please remember to include "SAQA Florida Exhibits" on the subject line. *Diane Powers Harris, SAQA Florida Exhibition Coordinator*

Exhibition Summary....

This chart summarizes the current and planned Florida Region Exhibits.



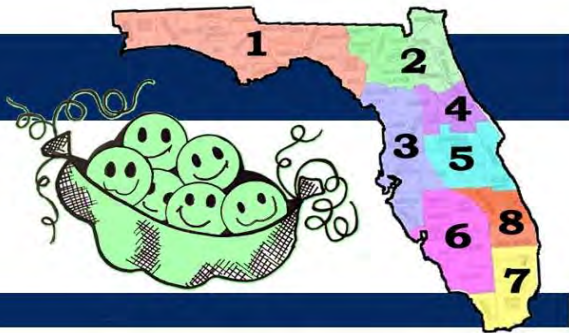
And don't forget the Poetry!

The Fresh Fish catalog will be a book featuring both SAQA members' **textile portrayals** of fish and other underwater life and **poetry** about fish or other underwater life. (Poets are not responding to a particular work of art. The visual art and the poetry received will be creatively arranged by the exhibition committee.) We are welcoming poetry submissions from ALL POETS. They do not have to be SAQA members. But SAQA members are welcomed to enter poems, too. Please help us spread the word. Share with poets you know. You can find the poetry prospectus on the SAQA website, regional exhibits. Or just request a prospectus from SAQAFIaPoetryProject@gmail.com

News

from Florida's

Pods



Pod 2

For our Sept 11 SAQA meeting I am going to try a Zoom meeting at 10am. I will send you an email with the invitation, later. For a free Zoom meeting we only have 40 minutes. You can view the meeting on an iPhone, computer or only listen to the audio. Renee Cobb cobbs48@gmail.com

Pod 2-East

Pod 2 East met on August 22 via Zoom

Education - Christina Flores presented the lesson on lines from Lyric Montgomery Kinard's book Art & Quilt. Discussed the Global Quilt Connection. How teachers are reaching guilds and groups teaching through Zoom and other video applications. Emma Fleischer did a presentation on Teabag Art.

We record all of our meeting. If you are interest in seeing the recording, you can become our friend on Facebook - POD 2 SAQA Florida. Our next meeting in Saturday September 26th at 10 am. Christine Flores dsty22@yahoo.com

Show and tell:
Shirley MacGregor -

Mini Cooper
Bicycle



Show and Tell Pod 2 East
 Karen Kimmel
 2 grandson's quilts
 1 granddaughter quilt
 plus a Victoria Findlay Wolfe
 pattern and a modern quilt Crosses.



Pod 3-Central

First we must sadly announce the death of our member, Lucy Snyder's son, Andrew, who died Thurs, Aug 20th. He was 50 yrs old and died of sleep apnea complications. Please keep Lucy, David and their family in your prayers. Andrew left two young adult children, Nichole and Joshua.

Joining us on line: Lucy , Carol, Jeanette, Barbara, Karol, Mary, Lucy, Janice, Pat, Katherine & Ellen

We had our monthly ZOOM meeting on Aug 11 th . Karol Kusmal joined us to talk about the Fresh Fish exhibit and show us some of the pieces she has already received. Now we are all inspired to get our contributions in. They need to be 12" X 12" finished. Not necessary to put on hanging devices or titles, but to put a tag on the back with name, city and website if you have one. More info on SAQA website under Regional. Due date is Oct 31 2020. Karol added that there is a poetry contest to go with the book. Even though they will not be displayed until the 2022 conference,

Karol plans to put many of them in a book to be sold at the conference. Money is to go to a SAQA for conference. Karol also told us about her Cloth in Common plus her invitation to be on Alex Anderson this fall. Karol also reminded us about the pod contribution for the conference. The piece should be done by the group and measure 26" x36". She urged us to check our SAQA newsletters, especially the call to entries and to join the SAQA members only facebook page. Everyone enjoyed all she shared and gave her a round of applause for her 5 years of leadership.

There was a bit of show n tell, and a lot of sharing, especially all of us taking advantage of the COVID quarantine to finish UFOs.

Next meeting we will discuss what our POD 3 central will be creating for the pod group contribution for the 26" x 36" piece. Also looking forward to show n tell.

Next ZOOM meeting will be Tues Sept 16 th . Contact Kathleen Peel at LNKPEEL@gmail.com to be notified about the ZOOM meeting. Stay safe everyone



Ecological Fish Tank by Kathleen.
Polymer clay covered utensils by Carol.



Pod 3-North

Pod 3 North is having a zoom meeting on Wednesday, Sept. 9 at 12 noon. Here's the link to join in:

<https://us02web.zoom.us/j/84459126055?pwd=QXhaVU0vZEZEczJzcHRWMDVBUFljYdz09>

Kat Campau Katcampau.kc@gmail.com

Pod 3: Sarasota

SAQA Sarasota is meeting via ZOOM the second Wednesday of EVEN months from 1-3pm
The schedule is as follows:

Oct 14, 2020 01:00 PM
Dec 9, 2020 01:00 PM
Feb 10, 2021 01:00 PM
Apr 14, 2021 01:00 PM
Jun 9, 2021 01:00 PM
Aug 11, 2021 01:00 PM

Email maggiedillon designs@gmail.com
if you would like to join us!

We have decided to push back the
deadline for our "Nature's Gift"
challenge to February 2021.

*Parameters: Create a piece with a MINIMUM
of 18x24 inches finished up to a MAXIMUM of 30x40 inches finished inspired by this image.*



Pod 4-5

ZOOM Meeting August 15, 2020

Minutes by Joan Engel, Fill-in Secretary

ATTENDEES:

Members & Guests: Annette Boncek, Janet Brandt, Jill Brown, Esther Bruckel, Ann Cofone, Ellen Deschatres, Gabriele DiTota, Joan Engel, JoAnn Eurell, Linda Geiger, KC Grapes, Linda Hoffmeister, Doris Hulse, Margaret Knepper, Ellen Lindner, Andrea Luliak, Kestrel Michaud, Emma Newsham, Dij Pacarro, Laura Parkel, Perlle Petrillo, Kathryn Robinson, Sharon Rohde, Sarina Rostek, Inez Rovegno, Ellen Schwark, Kay Smith, Barbara Warren

Special thanks to Emma for hosting our zoom meeting on her account.

KUDOS:

Congratulations to the many members accepted into exhibits and who have received special recognition:

Kestrel Michaud has been invited to have her "Best Friends" fabric picture featured on the Last Page of the Art Quilting Studio Winter issue.

Ellen Lindner has a piece accepted to Art in Bloom - a juried 4-day show at the end of September in Flat Rock, NC. Local artists are invited the first day to make flower arrangements inspired by each artwork. Ellen will send out the particulars and will let us know if the show can be viewed online.

GENERAL UPDATE:

Secretary announcement (or scheduling for future months)

Dij Paccaro volunteered to be the group Secretary for our October meeting.
Janet Brandt volunteered to be the group Secretary for our December meeting.

Octopus Project status All tentacles have been completed and received – except the one that is still in the mail. Kestrel is psyched and ready to sew it all together. The Octopus project will be ready to share at our October meeting.

Meetings in off-months

POD 5 meetings currently take place on the 2nd Saturday of every other month.

Pod 5 is Adding Play Days In addition to their bi-monthly meetings, Pod 5 will now be having Zoom “play days” on odd months. Our first play day will be September 12th, from 12:30-2:30 PM.

The format of these play days is evolving and may vary from month to month. They will be informal and purely social, but will include show and tell, perhaps an activity, maybe a studio tour, or a short lesson.

September’s play day will be Zoom-hosted and organized by Ellen Lindner and will focus on our sewing studios. Each person will be asked to show us the most unique item in their studio. Art? Decoration? Oddball materials? There might even be a studio scavenger hunt! We’ll also hone our Zoom skills as we each learn to share our screens.

Any SAQA member is welcome. If you aren't normally part of Pod 5 and wish to attend, contact Kestrel (kestrel@kestrelmichaud.com) to have your email added to our Pod's mailing list. This way you'll receive the Zoom invite and supply list."

STATE UPDATE:

Our October program will be a Fresh Fish Show-and-Tell for the SAQA Fresh Fish project pieces. See <https://www.saqa.com/events/fresh-fish-saqa-regional-open-all-members> for more information

Floridian Flavors

<https://www.saqa.com/events/floridian-flavors-characters-culture-and-cuisine-saqaregional>

Book Share

KC will be doing the book-share for our October meeting

Dij Paccaro will be December’s book-share volunteer

BOOK-SHARE:

Laura Parkel demo-ed and discussed Appliquick and Appliqué.

Appliquick is a lightweight stabilizer. One side irons onto the wrong side of your fabric to make it easier to cut shapes. You can write on the shiny side of the fusible and you do not need to worry about mirror images. Cut shapes with approximate 3/16 seam allowance. The kit comes with tools to help you turn lightly glued edges over the foundation paper for very neat edges.

Laura compared Appliquick to ironing freezer paper to fabric, and while Appliquick runs about \$20/yard, she finds Appliquick, used with the toolkit, gives a neater finish.

Laura also discussed: Using Mod Podge to make fray-free fused appliqué

Jill Brown says she often uses a full-size Avery or other labels to back fabric she feeds through the printer. Perlie says she uses Mod Podge and then irons the fabric onto Heat n' Bond before cutting. Others said they use Barely There.

For a free document with Tips for printing Photos onto Fabric and comparisons of different Photo Fabric and methods, go to SewNature.com and sign up for the Newsletter. Also, if you look on Laura's blog, she did an experiment comparing different photo fabrics.

*Margaret pointed out Appliquick technique can also be viewed on **TheQuiltShow.com**. The free-to-watch episode is titled: Hand Appliqué Revolution: From Frustration to Perfection. Show #1912. Here's the link:

<https://thequiltshow.com/watch/free-shows/video/latest/show-1912-to-be-announced>

PROGRAM:

Ellen Lindner and Kathryn Robinson gave a presentation about using photos to design abstract quilts.

Photos are used in Art Quilts:

To Inspire - Mood, Color, Theme, Style, To Inform or be a Reference, As Quilt Elements
To Create Surface Design Tools, Transparencies, Thermofax Screens, Photo Emulsion Screens

Abstracting from Photographs

The photos can be stylized, or more abstracted. Using a computer variation they can be Posterized

Besides using photo editing software such as Adobe Photoshop there are numerous photo apps: e.g., Aerography, Imaengine, Image Size, Mobile Monet, and Waterlogue

Ellen encouraged PLAY with your photos for varying effects: Simplify, Resize, Repeat, Leave out details, trace with a fat marker, make a torn paper collage, Zoom in

As an exercise we cut photos into squares (or other shapes) and then rearranged the pieces. Ellen also suggested: studying a photo, then put it away before sketching it, depict just the idea/essence of the subject, start experimenting and **take every detour**

Please see the RESOURCES sheet Kathryn and Ellen prepared.

Next Meeting is October 10th at 12:30 PM.

Applique Book Talk Notes – Laura Parkel –For a free document with Tips for printing Photos onto Fabric and comparisons of different Photo Fabric and methods, go to SewNature.com and sign up for the Newsletter. Also, if you look on my blog, I did an experiment comparing different photo fabrics.

Prepared sheets and Kestrel's Modge Podge technique for raw edge applique

(for wildflowers photos, but you can use for and photos)

1. Buy prepared fabric sheets, I recommend EQ Printables
2. Print the sheets of wildflowers onto your prepared fabric sheets using your ink jet printer.
3. Rinse if directions say to do so.
4. Paint with solution: 1 part Modge Podge to 3 parts water. Let dry
5. Iron on fusible Wonder Under or other fusible (Kestrel does this before she applies Modge Podge dilution)
6. Fussy Cut flowers, leave a 1/8" edge for sewing in place while quilting
7. Arrange on block background to your liking
8. Iron down
9. Add stems and texture with hand embroidery (optional)
10. When ready, quilt down flowers with thin thread.

RESOURCES

BOBBI BAUGH Website: <https://www.bobbibaughstudio.com>

JAYNE BENTLEY GASKINS Website: <https://jaynegaskins.com> Article: SAQA Journal, Fall 2012, "Fiberography" by Jayne Bentley Gaskins

PATTY KENNEDY-ZAFRED Website: <https://pattykz.com/home.html> Art Quilt Quarterly, Issue No. 18, Article, "Artists to Watch: Patricia Kennedy-Zafred." Pages 26-29.

Improvisational Screen Printing, 2nd Ed. By Jane Dunnewold. Chapter 10: Photo Emulsion. Includes examples of work by and process used by Kennedy-Zafred.

JILL KERTTULA Website: <https://www.jillkerttula.com> Quilting Arts Feb/March 2020 Issue 103 Cover Photo

"Artist Q & A: A conversation with Jill Kerttula" with Vivika Hansen DeNegre p. 10 – 14

"Layered Texture: Three methods to enhanced quilts" by Jill Kerttula pages 16 -21

JEANA EVE KLEIN Website: <http://jeanaeveklein.com>

Abandoned House Quilts (2011-PRESENT) http://jeanaeveklein.com/?page_id=156

Video: "Jeana Eve Klein: Arrowmont Workshop 2016" (Discusses her process)

<https://youtu.be/rPB0vIic-vE>

NITA LELAND The New Creative Artist, Nita Leland, Penguin Group 2006

ELLEN LINDNER Fabric Collage Website: www.adventurequilter.com

Art and Creativity Blog: <http://adventurequilter.com/blog/>

SUSIE MONDAY Website: <http://susiemonday.com> Interview: TQS Interview: Ricky Tims Learns How Susie Monday Uses her iPad for Quilting <https://youtu.be/-IzRHmLIICA>

WEN REDMOND Website: <http://www.wenredmond.com> Book: Wen Redmond's Digital Fiber Art, Wen Redmond, C & T Publishing, 2017

Videos: "Digital Imagery in Fiber Art- Using Textured Backgrounds for a Painterly Effect", Interweave Publishing "Holographic Memories DVD with Quilting Arts Magazine", Interweave Publishing



Ellen Lindner. Love it or Leaf It.
Joan Engel Elephant Gallery Baby Quilt



Above left:
Esther Bruckel's work from Ellen Lindner's class.

Above:
Kay Smith Fresh Fish entry;
Rainbow Blessings Mosaic – Pandemic Symbol of Hope

Left:
Linda Geiger sun printing with dynaflow fabric paints





Above left:
Perlie Petrillo's Fresh Fish Entry

Above:
Kathryn Robinson pillows made from cyanotypes

Left:
Anne Cofone. Cat tails felt roving, Queen Anne's Lace French knots

Pod 6

Pod 6 had their first virtual meeting using Zoom on Saturday, August 22. Those who attended provided very positive feedback. It seems that we are all adapting and adopting new means of gathering and communicating despite our current environmental challenges.

Cheryl Costley will be having a solo exhibit in the LaPetite Gallery at Marco Island Art Center Sept.7-Oct. 6, 2020.

Ann Reardon shared one of the pieces that she finished during this pandemic period. Ann states that the "piece is made from my stash of international fabrics. The design is from the Central African country of Congo, the Kuba people. I have incorporated fabrics from different African countries in the piece, not necessarily from the Congo. The abstract shapes are cut from Ugandan bark cloth, scraps of Nigerian strip weaving and beads made from



South African batik are included to name a few. It was all hand stitched and some couching of a raw silk cord along the inner sides. It is 27 X 31.”

Pam Lowe had some her of “non-quilty” work accepted at the local ATC art show in Fort Myers. Pam had 25 mini-landscape watercolor paintings on exhibit at the Sidney & Berne Davis Center during August.



Pod 7

Pod 7 met on Monday August 17 via Zoom.

Several people showed their facing techniques and others were discussed. Our show and share session saw a few submissions for “Fresh Fish” as well as other works. Next meeting will be September 21st. Details will be sent out about a week before Cindy Ambler ambler@jakirk.com

Pod 8

We conducted our regularly scheduled Zoom meeting on Friday, August 7, 2020.

We had a guest speaker, Stephanie Hackney, representing Hobbs Batting, and we all learned so much from her. She did share with us what is best for art quilts.

Tuscany Silk and Thermore She said they both hang really straight and provide just enough loft to make your stitching stand out, and they are not so puffy as to hide any details around small pieces.

She also shared quilts with larger piecing and stitching to go with Tuscany Wool and or Tuscany Cotton/Wool or Tuscany Poly, especially if you want more loft/puff.

For show quilts, Wool is best because it has no memory for creases; and for hand quilting, the Silk, Wool and Poly are best.

She shared the website, sales@battingsupersale.com, and most of us purchased batting at reasonable prices from this website.

If anyone would like her information, I'd be happy to be share her contact information.

We shared our quilt “Beneath the Sea”, and are very excited about how it is progressing. It's not due until 10/31/2020,



and we are so lucky to have Barb Lacey in our group, and she has graciously offered to quilt this for us.

Nancy Knoll took Ellen Lindner's class, Double Reverse Applique, and at first wasn't sure if she liked it or not. She's done two more since, and is totally enjoying the process and the outcome !

Our show n'tells are always my favorite part of our meeting and Sharon Buck (our resident artist) shared a photo of a Native American woman (Red Bird). I've enclosed the pictures from our meeting in this minutes. She painted her work, sent to Spoonflower, and they created the fabric, and sent back to her and she quilted it (you'll see the picture, how beautiful it is). Sharon also shared with us her moving quilt of George Floyd, in the GONE BUT NOT FORGOTTEN show.. Sharon's quilt was accepted in the National Center for Textile Art, in Minneapolis, Minnesota. This show was curated by the talented and creative artist, Carolyn L. Mazloomi.



Nancy Knoll and Esta Rubin have also sent in the 12 x 12 fresh fish and I believe more are on their way from our group.

Susan Rienzo and Esta Rubin had their artwork in Fifth Avenue Gallery in Melbourne (Primary Colors). The show is now closed, and I'll keep you informed of their upcoming shows. Both Susan and Esta have their work in Florida Craft (St. Petersburg), and Susan is excited to have sold her piece "By the Sea" quite recently. Esta's mask from the Florida Craft was featured yesterday on Facebook yesterday.



Susan shared with us her latest work "Down by the River", which of course, has Susan's signature. Just love her work !

Thanks to Nancy Knoll's recommendation, Valerie Johnson and I have joined the Modern Quilt Modern Quilt Guild. By joining this group, we can participate on a National Level, and attend their classes and webinars. Their website is just awesome. Valerie took a class with Amy Friend, and purchased her book "Pedals and Stems", and has begun to create a modern floral quilt.

Our next meeting will be held in October (first Friday). October 2, 2020, at 10:30 AM. And all other Pods are, of course, invited !If would be great if we could meet in person just to see each other (maybe an outdoor park ?). I'll go ahead and schedule a ZOOM meeting for that day. Mark your calendars, take care, be safe and keep on creating !



Work by Nancy Knoll



Work by Nancy Knoll (Above) Work by Hillary Clark (Below)





Above Left
Red Bird By Sharon Buck

Above Right, and at Left
Work by Perlie Petrillo

Staying Connected...

SAQA website helpful links: SAQA Calls for Entry: www.saqa.com/calls

Renew your SAQA Membership: www.saqa.com/renew

Current SAQA exhibitions: www.saqa.com/art

SAQA Florida Region State Co-Reps



Doris Hulse
hulse2dw@msn.com



Regina Dunn
reginabdunn@gmail.com

Social Media

If you are on Facebook, please ask to join our SAQA in Florida FB group. This is a closed group and we'd like to get some lively discussion going there. Great instant way to stay in touch with SAQA members around the state!! Visit SAQA on Instagram and hashtag your post #saqafl or #saqaflorida to be shared on the SAQA Florida Instagram page.

How to Share Your News

The newsletter is a great place to share your accomplishments both as individuals and as Pods. When sharing information on your Pod meetings consider sharing the topic of your meeting program. Send to:

Editor Bobbi Baugh NewsSaqaFla@gmail.com

Editor's Note: I always acknowledge news I receive with an email reply. If you did not receive a "got it!" from me, please try again or contact me. I want to include everybody's news.