

## Welcome new Members to SAQA-Fla

Pod 2	Yolonda Reardon	<a href="mailto:yareardon@gmail.com">yareardon@gmail.com</a>	Fernandina Bch	FL	32034
Pod 2	Franci Sheffield	<a href="mailto:francisheffield@gmail.com">francisheffield@gmail.com</a>	Jacksonville	FL	32277
Pod 3 S	Mary Chadsey	<a href="mailto:marychadsey@me.com">marychadsey@me.com</a>	Sarasota	FL	34242
Pod 3 S	Daisy Dodge	<a href="mailto:daisy@daisydodgeart.com">daisy@daisydodgeart.com</a>	Bradenton	FL	34208
Pod 3 S	Shannon Pernoud	<a href="mailto:smarie@bouquetroad.com">smarie@bouquetroad.com</a>	Venice	FL	34293

## Great News! Way to Go!

Saq-Florida region will be represented by THREE members whose works were juried into the SAQA Global Exhibit, "Stitchpunk." Congratulations!

**MaryLynne Izzo** (below)


*Escape From The Forbidden Planet*

**Kestrel Michaud** *Rose and Jason* (right)

**Anne Jones** *Fears Watch* (next page)



"StitchPunk" will open at the New England Quilt Museum in April 2024.





**Anne Jones**

*Fears Watch*

**Marijke Van Welzen**

is pleased to announce she won third place in the Cherrywood Monarch Challenge. (above, right) Marijke is also pleased to announce her upcoming exhibit in September in France

CARREFOUR EUROPEEN DU  
**Patchwork & arts textiles**

MARIJKE VAN WELZEN

14-17  
SEPT.  
2023

VAL D'ARGENT  
ALSACE | FRANCE

BILLETTERIE | TICKETS  
patchwork-europe.eu

INFORMATIONS | UPDATES

@carrefour\_patchwork
Carrefour Européen  
du Patchwork



**SAQA-FLORIDA members  
in “Elegant Threads”**

**Doris Hulse** is pleased to announce her artwork *Hollyhock Hill* was accepted into the “Elegant Threads” exhibition at Lighthouse Art Center Tequesta, Florida.

The exhibit will open September 7<sup>th</sup> and run through December 2nd, 2023. Awards reception and Guest Lecture October 19.



**Susan Rienzo's work**, *In the Land of Sundays* (above, left) was juried into The Lighthouse Art Center's "Elegant Threads" Exhibit.

**Perlie Petrilo** is pleased that three pieces were accepted into "Elegant Threads". (above right) *Woodland Trails*, *Autumn Breeze*, *Wearable Art*. The Runway Show is November 16, 6-8:00 PM.

**Esta Rubin** is pleased that *Solar Flair* (below, left) was accepted into "Elegant Threads."

**Cathy Heeter** will be exhibiting three pieces in "Elegant Threads": *Heirloom Blouse*, *Modesty*, and *Rusted Shawl w/brooch*. (below, right)



**Regina Jestrow** is pleased to announce she and six other textile artists are exhibiting in FIBRATION: New Frontiers in Textile Art, September 7 - October 14, 2023, Opening Reception: Thursday, September 14, L'SPACE Gallery 524 West 19th Street, New York, NY 10011  
[www.lspacegallery.com](http://www.lspacegallery.com)

**Esta Rubin** is proud to have received two First Place awards at Vero Beach Art Club.



**Teresa Stoller** is excited to share that her Princess Diana quilt is part of the Cherrywood Fabric Challenge's first overseas exhibit location—the Bohin building in France. The exhibit has toured the major quilt shows in the United States and is now in Bohin until November.



## Jane Dunnewold Lottery Sign Up Open

After Jane Dunnewold's excellent lecture about tools the excitement for her January workshop has really been building! Here's the scoop:



Jane will be conducting a 3-day workshop January 16-18, 2024. It's called ***The Complexities of Layered Printing on Cloth***, and you can find full information on the SAQA website [HERE](#)

Because this workshop is expected to be very popular, there will be a lottery to see who gets to sign

up. The lottery will be open August 28<sup>th</sup> - September 4<sup>th</sup>. To sign up for it, send an email to [flsaqalotto@gmail.com](mailto:flsaqalotto@gmail.com). Include your name (as listed with SAQA) and your phone number.

## Lottery FAQ:

**Purpose?** To determine which 20 people get to purchase a spot in Jane's class

**When?** August 28<sup>th</sup> - September 4<sup>th</sup>.

**Is it First-Come-First-Served?** No. You'll have a full week, until September 4<sup>th</sup>, to sign up for the lottery.

**How?** Send an email to [flsaqalotto@gmail.com](mailto:flsaqalotto@gmail.com), including your name (as listed with SAQA) and your phone number.

**Any special requirements?** You must be a **current** member of SAQA and a member of the Florida region. (Florida can be your first or second region.)

**How will I know if I get in?** A random drawing will occur on September 5<sup>th</sup>. Lottery registrants will be notified on September 5<sup>th</sup> and 6<sup>th</sup>.

**How do I pay?** Details will be provided. Starting September 11<sup>th</sup>, lottery winners will have until September 18<sup>th</sup> to register and pay for the workshop.

**What if I don't win a lottery spot?** A wait list will be created, with the sequence determined as part of the random drawing. It's common for several slots to open up before the event.

On **October 10<sup>th</sup>, at 7 PM**, Jane will lead an additional meeting.

In this follow-up session to the August lecture, Jane will share sets of tools created by participants, and discuss the strengths from a design and layering perspective. She'll also offer advice to further strengthen and build on the tools that have been created. The first ten members to submit information (described below) will be the ones used in Jane's class presentation.

More details from Jane:

This is the process Jane wants to use for receiving your tool information for her feedback session in October:

1. Send pictures of individual prints that represent tools that have been made. For example, if stamps were carved, the picture should be of the printed stamps and several can be on one image. If a Thermofax was made, the picture should be of the print, not the Thermofax itself. If stencils were made, the image should be of the printed stencil etc. The idea is to send pictures of the printing done with the tool, so Jane can assemble those on the screen and see how they are working together and then make suggestions.
2. The photos should be of the printed surface only - no distracting backgrounds. If the edges show at all, the photograph should be taken only on a white or black background.
3. The photos should be 300 dpi and not too small. You will be contacted by Wayne, from Jane Dunnewold's team, if images are too small to use.
4. In addition to photos, send a written description of the tools, keyed to the pictures so that Jane will know what description goes with each picture.

5. Send images and descriptions to Wayne at [kwayne@janedunnewold.com](mailto:kwayne@janedunnewold.com). Wayne is happy to provide first round feedback and will then pass off the images to Jane.

6. The deadline for sending materials to Wayne is September 25th so that he and Jane will have time to put everything together.

**SPECIAL OFFER:** Jane Dunnewold is offering SAQA FL members a discount on her thermofaxes! Exclusively for SAQA-Florida members, ***between now and September 30*** add coupon code **SAQAFL** when you order to receive \$3 savings off each thermofax ordered, including custom designs, e.g. 3 screens, \$9 off. Order at <https://www.janedunnewold.com/>



## NEWS... from OUR FLA REGION CO-REP

*Deb Gluszczyk*



Our August regional meeting was packed with information presented by Jane Dunnewold. If you were not able to attend, Jane generously allowed us to provide a recording of the meeting.

**Watch recording of August zoom:** <https://vimeo.com/855065542/57fad0a2ec?share=copy>

Excitement is building and several regional members have been planning playdates to build tools for surface design based on Jane's guidance.

Our **next regional meeting** is scheduled on Tuesday, October 10 at 7 p.m. Details of the program for this meeting are provided in the section about learning with Jane Dunnewold.

Please submit your photos for Artistic Expressions to Debra at [dgluszczyk@att.net](mailto:dgluszczyk@att.net) by 6 p.m., October 6.

### **Zoom Meeting Information for October 10**

meeting:<https://us02web.zoom.us/j/87597995973?pwd=ajVLd2F0N2JjakYrTIM3SXgzE0zd09>  
Meeting ID: 875 9799 5973 Passcode: 063727

There's a lot happening in the Florida region. Take a look at the calendar we've created (next page) so you don't miss anything:

## SAQA FLORIDA REGION . . . Happenings “At A Glance”

EVENT	ACTIVITY	DATE
<b>Awakening Exhibition</b>	Call for Entry Opens	Sept. 1, 2023
	Call for Entry Closes	Sept. 30, 2023
	Venice Art Center - Opening & Reception	Jan. 12, 2024
	Venice Art Center Close	Feb. 6, 2024
	Visual Art Center (Punta Gorda) Open	May 13, 2024
	Visual Art Center Reception	May 16, 2024
	Visual Art Center Close	May 24, 2024
<b>Jane Dunnewold Workshop</b>	Lottery Sign-up Opens	Aug. 28, 2023
	Lottery Sign-up Closes	Sept. 4, 2023
	Lottery Notification	Sept. 6, 2023
	Workshop Registry Start	Sept. 11, 2023
	Workshop Registry End	Sept. 18, 2023
	Workshop	Jan. 16 – 18, 2024
<b>Florida Regional Meetings</b>	Gallery Website special meeting	Sept. 19, 2023
	SAQA FL regional meeting	Oct. 10, 2023
	SAQA FL regional meeting	Dec. 10, 2023

## NEWS... from the EXHIBITION COMMITTEE

for questions: *Bobbi Baugh, Committee Chair* [exhib.saqa.fl@gmail.com](mailto:exhib.saqa.fl@gmail.com)

**“Awakening”** The deadline is almost here. Submissions close at 7pm on September 30, 2023. If you still need to check on exhibit details, view the prospectus here: [LINK-TO-PROSPECTUS](#)

**How do you submit your artwork?** The submission portal will go “Live” on the SAQA website ON SEPTEMBER 1. [LINK-TO-SUBMIT-TO-AWAKENING.](#)

(Note: if you follow the link before September 1, you will only see the prospectus, not the entry form. It will be there September 1.)

Reminder: There will be MORE exhibiting opportunities for “Awakening” in 2024 and 2045 in addition to the two shown in the calendar above. We’ll announce as plans are finalized.

*Thank you in advance to all artists who submit work. Congratulations on getting it done. Good luck!*

**NEW! NEW! ONLINE GALLERY OPPORTUNITY:** Would you like to be part of a professional online gallery? Without having to do the technical stuff yourself? At an unbelievably low cost? (Just \$25 per year) Would you like to be able to sell your work directly from this online gallery?

The Florida Region Exhibition Committee is working with main SAQA to explore the concept of an online portfolio/gallery for Florida members. It will be an artistic, professional website that will include

shopping cart capabilities for artwork sales. We will host a zoom meeting **Tuesday, September 19 at 7pm** to announce the concept and answer questions. Bobbi Baugh will moderate. Zoom link and reminder will be sent via email the week before the meeting. Would an online portfolio and gallery be useful to our members? Let's talk together and see. We will proceed with the project if we have at least twenty artists interested. I am excited to talk with Florida SAQA friends about the idea.


# News from our Pods

## Pod 2 *from Christina Flores*

Our presentation this month was how to photograph your quilt for a SAQA exhibit. As we approach the deadline for the "Awakening" exhibit, photographing your quilt is as important as the many hours to create your work. The discussion included hanging, lighting to photograph and using software to edit and prepare for submission. The September presentation will be Fabric Manipulation.

Show 'n Tell (left to right)  
 Christina Flores Improv Steps  
 Diana Rabideau-Wise Acrylics on fabric

Adele Rivers Ice Dyeing



Works by Erica Dodge.  
 (left) Quilt created with PhotoShop and Screen Printing  
 (center) Printer Paper leaves  
 (right) The background is felted wool





Diane Rabideau-Wise Poem "My Name"

**My Name**

Yes Mam,  
no Mam.  
up then down.  
My name's not George  
It's Brown.  
Step down

Yes Mam,  
no Mam  
train is late.  
Busy season,  
we'll wait  
at the gate.

Yes Mam,  
no Mam  
A drink?  
Of course.  
Brown's my name  
my name's not George.

Brown baggage,  
Brown's the name,  
skin's the same.

It's God's plan,  
it's who I am,  
George is not my name!

*By calling all people in a group the same  
name the individuals lose their identity*



(above, right)  
Franci Sheffield

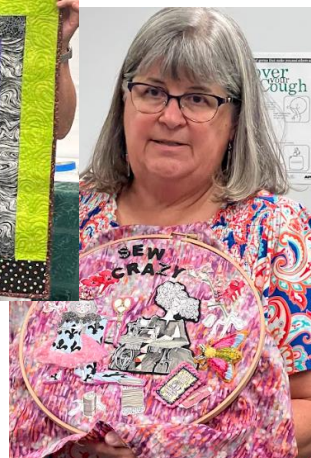
Chroma  
(right)  
Karen Kimmel  
work-in-progress



(left) Kim Blalock Improv



(center) Rhoda Newton Halloween and textured embroidery



(right) Ruthanne White Pillars of Faith with sashiko stitching





Sara Squires. (left) *Improv Ombre* (center) *Eye of the Beeholder* (Right) *Gift from Perlie Petrilo*

**Pod 3N** from *Diane Powers Harris* The meeting was held on August 8th at the home of Karol Kusmaul. Present were: Gail, Kat, Dariel, Jenny, Doris, Kay, Diane, and of course, Karol.

Old Business Rain Forest Exhibit - Kat

Kat reported she has spoken with several venues about exhibiting the rainforest quilts. She will photograph the ones she has so far to help promote the exhibit. We agreed it would be best if we had more pieces in the collection, so if you want to make another, please do. The dimensions must be 20" wide by 30" long and be in portrait orientation. Be sure that you use a D-ring on your slat which is large (not a tiny screw-in ring).

SAQA Florida Region Exhibit – The groups was reminded about “Awakening”

New Business Upcoming meeting schedule and locations were planned. We will continue to meet on the 2nd Tuesday of each month from 1 - 4pm. The schedule for the next several months is as follows:

September 12th - Kay Smith  
October 10th - Dariel or Kat  
November 14th – Gail

December 12th – Kay  
January 9th - Doris  
February 13th - Kat

It was suggested we come up with a name for our pod besides 3N. If you have a creative idea, please send it to Diane.

**Program** Karol shared her large collection of exchanged fabric postcards from all over the world. At the end of her presentation, she handed each of us 2 packets of post cards. Her challenge to us was to figure out the packet theme and to pick 2 of our favorites from each pack and share why we selected them.

At the conclusion of this exercise Karol suggested we do an exchange among our Pod 3N members. Everyone in attendance agreed to participate. (Details were sent in a separate email regarding

postcard exchange.) Karol will offer participation to the members who were not able to attend this meeting.



(left to right) Kat shows her sketchbook cover made from fabric created at Doris' playtime printing workshop last month. Kat shares her WIP for the regional exhibit, "Awakening." Darial demos an "activity" quilt she made for her grandbaby. Doris shows her quilt made from her fabric printing exercise last month.



(left) Kay shows her amazing Seminole miniature pieced entry for "Awakening." Kay shows her butterfly quilt. (right) Diane talks about her WIP Bumble Bee entry for the "Awakening" exhibit.



(left to right) Gail shares her fabric made at the playtime fabric printing exercise last month. Gail shares her painted landscape. Note her irregular lower edge. Gail tells us about another of her "batik" works done using glue resist



(left to right) Karol shares her fabric made at playtime last month. A sampling of fabric postcards Karol received from around the world. Group shot of everyone in Karol's studio behind her longarm machine and fabric storage baskets.

**Pod 3S** *from Pam Morris* The meeting was held Friday at Gulf Gate Library

Pam Morris, Leslie Hall, Jann Warfield, Mary Chazzie, Trish Hodge, Nancy Borchter, Maggie Dillon and guest Jacque Fitzgerald attended

We brought several varied and unusual examples of mounting from simple stapled to stretcher bars to applying to painted stretched canvas (Pam) to making a series of 2 or 3 background quilts to build up presence (Trish), padded on stretcher bars (Nancy)

Jann showed a fantastic quilt of solids in brilliant color from a design in her sketchbook she created more than 13 yrs ago. Extremely complex. Maggie explained her new works using her own digital paintings printed on fabric and stitched, Leslie showed example of modern machine embroidery that was amazing, Nancy showed mounted zen tangle pieces she sells.



Next month Lynn Purple will do a hands-on demo of Inktense pencils, blocks, pens. We meet at Gulf Gate Library September 22 , Friday, 1 pm to 3:15pm

## Pod 3 St Pete

*from Ellen Nepustil* In August, the St Pete Pod met twice.

On Aug 1, we visited the fiber exhibits at the Dunedin Fine Art Center, followed by lunch, with two more exhibits at the Palm Harbor Library and at the Leepa Ratner Museum in Tarpon Springs. Thank you to Ellen and Janice for organizing this trip. Ellen also invited the Sarasota Pod 3 to join our field trip. A group picture from lunch at the Lucky Dill is attached.

On Aug 8, we had our regular meeting at the church. Janice shared with us the herringbone stitch and quilters knot as we continued our exploration of hand stitching. This was followed by a discussion with Lucy on how she is incorporating portraits into her work. Canva is one of her favorite tools. She also loves Angie's class on Inkscape.


In September, Leslie will share how she makes fabric beads.

We meet the 2nd Tuesday of the month at 10:30 am at Unity of St Petersburg on 1st Ave N

For show and tell this month, Angie shared her current rust piece, Leslie shared two portraits that aligned with our discussion, Carol shared her piece with tree bark, Pauline and her latest map, and lastly Kathryn with one of her eco printed pieces.



Work by Carol Hess



Work by Kathryn



Portraits by Leslie

Rusting by Angie





Map by Pauline



The St Pete Group

**Pod 5** *from Kestrel Michaud*

Pod 5's next meeting will be in September on Saturday the 9th at 1pm. We'll be meeting at the Suntree-Viera Public Library. Kestrel will share a brief presentation about AI generated art. Ellen Lindner will continue the workshop on color we started at a previous meeting.

**Pod 7** *from Cindy Ambler*

Pod 7 met via zoom on Monday the 21st. We shared recent creations, questions, and interesting products to use in our art. It was a great exchange, and we all learned. Our next meeting is September 18 at Cindy Ambler's house.

**Pod 8** *from Perlie Petrilo*

Our new SAQA member, Lynn Decker, shared her awesome quilts and we all were interested in her technique. (Our 3rd member who is a former art teacher!)



Sandy Naval shared her faces artwork with us and now we all want to learn !



Barbara Fugazzotto shared with us the beautiful vest she created. Barbara does amazing artwork (also a former Art Teacher) and her website is [fugazzotto.art](http://fugazzotto.art). I invite you to check out her website!



(far right) Joan Smith shared with us her dyed fabric and beautiful hand stitching.



(right) Nancy Ialacci shared with us her modern quilt she made after a class with Deb K. We are all loving and enjoying modern quilting.



(below) Welcome back Valerie. And her incredible painting, hand stitching and embellishments after she read Velda Newman's book.



This is Suz Marino's beautiful artwork for the "Garden of Tropical Delights" to be shown at the Grand Rapids Michigan AQS Show.



(far right) Susan Rienzo's quilt *Florida Spirits* will be in the "Life By the Sea" Exhibit at the Vero Beach Art Club Gallery and Marketplace: August 30-October 20.



Perlie's piece, *Arrival*, will be displayed in the Vero Beach Art Club in September.

Perlie's piece, *Catitude*, will be on display at the Paradox show at the St. Lucie Cultural Alliance in Ft. Pierce. (Only black and white)



Nancy Knoll is our Modern Art Quilter and as usual does outstanding work. Here is her interpretation of Stars ! It received rave reviews at our SFMQG meeting. Here's a close-up of Nancy's quilting. She's also a musician so she incorporates musical symbols in her Stars Quilt.

Jennifer Sabella's beautiful work.



## Staying Connected

How to send news for the next newsletter issue:

Send to Bobbi Baugh, Editor

[NewsSaqFla@gmail.com](mailto:NewsSaqFla@gmail.com)



Debra Gluszczak

[Dgluszczak@att.net](mailto:Dgluszczak@att.net)

State Rep for Florida Region