

**EVENTS AND DEADLINES - SAQA FLORIDA REGION**

*TRIO exhibit at Lighthouse ArtCenter, Tequesta, FL*

Exhibits through August 1

*Next SAQA-FL regional meeting via ZOOM*

**TUESDAY, June 9 at 7pm**

*2026 Florida Retreat*

**Friday - Sunday June 12, 13, 14**

**Coming  
Events  
at a glance**

**Welcome New Members**


Amanda Astin	3C	<a href="mailto:patchwink@yahoo.com">patchwink@yahoo.com</a>	Tampa	FL
Lore Caldwell	3S	<a href="mailto:createtolive@yahoo.com">createtolive@yahoo.com</a>	Sarasota	FL
Shelley Murrell	3N	<a href="mailto:shellem@gmail.com">shellem@gmail.com</a>	Hudson	FL
Nancy Swanson	4	<a href="mailto:Nanyswan@cs.com">Nanyswan@cs.com</a>	Port Orange	FL

**Great News! Way to Go!**

**Perlie Petrillo** is pleased to announce she will be teaching two upcoming classes at Lighthouse ArtCenter:

Fabric Collage Creations: Saturday, June 27 1- 4pm

Embossing, Hand-Stitching and Dendritic Painting  
Saturday, June 27 9am - noon



**Bobbi Baugh** is proud to announce presentations to accompany her solo exhibit at the Museum of Art – DeLand: *BOBBI BAUGH – Symbols and Storytelling*. The opening reception will be Friday, June 19 5-7 PM. Bobbi’s artist talk will be Friday, July 10 at 6pm. The exhibit will run June 20 – August 16.

For more information, including gallery hours for visits at other times, visit [moartdeland.org](http://moartdeland.org)

(Detail: *American Dream Dream*)



## NEWS... from OUR FLA REGION REPS

*from Ellen Simon and Angie Knowles*

**Our next regional Zoom meeting will be Tuesday, June 9 at 7 pm.**

### Join Zoom Meeting

<https://us02web.zoom.us/j/84285881090?pwd=CbExKOWoYQ2RQ707cGpJoybAbBUFCs.1>

The success of this meeting depends on participation by you, the membership. We will be taking a virtual studio tour and are asking everyone to share photos of their studio. You do not have to attend the meeting if you send in a photo, but what would be the fun in that?

We all like to see each other’s workspaces. The “tour” will cover specific areas. We are looking for your best solutions to the following:

Storage for: fabric, thread, small quilts, large quilts

Movable design walls

Ironing surfaces

Dye stations

Displays of SAQA auction quilts

Send your photos to Angie:  
[saqflrep@gmail.com](mailto:saqflrep@gmail.com) by June 7.

Thanks for your participation.



**Looking ahead . . .** We are also looking for volunteers to serve as Regional Representatives beginning in July. Current reps Angie Knowles and Ellen Simon will be stepping down at the end of June. If no volunteers step forward, our region will unfortunately be left without representation.

The position does not have to fall on just one person. Two or even three members can work together to share responsibilities. Previous regional reps, including Angie and Ellen, will remain available to offer guidance, support, and help with the transition.

If you are interested or would like more information, please reach out to Angie. We would love to see our region continue to grow and stay connected.

## RETREAT

### TEXTILE CONNECTIONS VENICE

I am counting the days until the Florida SAQA retreat which starts on Friday June 12. I have some projects in mind and will probably come home with more new ideas.

We will have an hour to get set up starting at noon and then have lunch at 1 pm, where we have a chance to “meet and greet”. After lunch, let’s sew, or print or draw or whatever it is that you came here to do. At 4 pm (cookie break time) we will have a fun ice breaker activity. Dinner will be on your own. Our first demo/lecture will be at 8 pm so don’t drink too much wine at dinner.

Saturday, more sewing until just before lunch when we have a surprise guest mini-trunk show. And another demo/lecture at afternoon break time. The last demo will be on Sunday before lunch. We have the room until 5 pm.

I will be preparing a list of restaurants for you to choose from for dinner. As a veteran of

quilting retreats, packing carefully makes the weekend go more smoothly. I pack each project into a clear plastic bag including any specialized tool or ruler. I pack my basic supplies in a clear plastic bag too, so they will be easier to pull out when needed. Don’t forget extra needles and the screwdriver you need to insert the needle. Bring basic thread colors - white, grey, black.

I will supply the ironing surface and iron. Don’t bring an iron unless it is one of those mini-irons that just press seams. We don’t want to blow any fuses. I will also supply cutting mats but bring your own rulers and cutters. I also have extension cords with a power box to plug into.

Email me with questions  
[CQmaker1950@gmail.com](mailto:CQmaker1950@gmail.com). Ellen

### Look what we created!

On Wednesday April 22, SAQA Florida sponsored a workshop with collage artist Lisa Thorpe of Little Rock AK. The class was held in Sarasota following Lisa’s appearance with Friendship Knot Quilters. The class, Photo Fabrication, taught us how to use various apps on our phones to manipulate a photo image which was then printed on fabric and used in a small collage. Several students shared their works in progress with me for the newsletter.



Above, L to R: work created in Lisa Thorpe class by Roberta Miller, Frieda Anderson and Kearney.



Left, L to R: works created by Peg Green and Deb Bright

## NEWS... from THE EXHIBITION COMMITTEE



--Bobbi Baugh, Exhibition Chair, Florida Region

### TRIO NEWS

**Exhibiting now:** TRIO is exhibiting at Lighthouse ArtCenter in Tequesta, Florida through August 1, 2026

**Coming Exhibitions:** We are pleased to confirm that TRIO will exhibit at QuiltFest Jacksonville September 17-19, 2026. Also confirmed are exhibit contracts for Cape Coral Art Center April 2-22, 2027, the Southeast Quilt Museum in Carrollton, GA May 15 – August 23, 2027; and The Dalton Gallery in Rock Hill, NC September 17 – October 23, 2027.

## Announcing:

Our 2028 Florida Region juried exhibition will be . . . **Flourish - with Exuberance!**

### Words to guide your creativity:

**Flourish** as a verb - grow robustly, thrive, develop, swing, twirl, flaunt, wave vigorously, blossom, succeed.

**Flourish** as a noun – ornamental curving decoration, ostentatious gesture, fanfare, ornate musical passage, curlicue.

**Exuberance** – joy, effervescence, energy, verve, gusto, zing, pizzazz, oomph, vitality, zeal, zest, flamboyance, spirit, liveliness, buoyancy.

Think of times when you have experienced wonder and delight. What was it that raised your spirit?

Your work might reference growth related to humanity, culture, science, education, art, psychology, or any other category. You may respond with figurative or abstract images. What contributes to development and success?

Spend time pondering the terms above and enjoy flourishing with exuberance in your artistic expression. Both you and those who view your art will feel uplifted by the experience.

### Exhibition Timeline:

July 1, 2026... Formal prospectus with all specifications will be posted. The committee hopes to secure a juror by that time and will announce it in the prospectus.

September 30, 2027... Submissions due

January 21, 2028... Begin Travel. Exhibition to travel 2028 - 2029

# News from our Pods


## Pod 2 *from Christina Flores*

Emma Fleischer guided the group on creating a creative journal. The benefit of capturing ideas and inspiration for future projects. Colors, designs, nature, animals and many more ideas. Each person selected an image from a magazine and created that image in construction paper.


Pod 2 Show and Tell:



An Marshall – Indra



An Marshall pieces of small art



Lois Kelly - 100 day challenge



## **Pod 3N** Show of Hands Quilters *from Diane Harris*

We met on May 12 at the home of Doris Hulse. Attending were Sue Redhead, Kay Smith, Diane Harris, Gail Casaday, and Christie Eckardt via Zoom.

We were reminded our “Transformation” quilts are due in September. Sue and Christie shared their already completed works for the exhibit. Christie shared her art online while she zoomed in on the in person meeting! There was discussion about their quilts as well as the exhibit.

One Blood Exhibit - Quilts from the *Geometric* exhibit were returned. The current exhibit features works with an “Organic” theme.

Sue reminded everyone about the FL Retreat in Venice as she encouraged us to register for this event. Contact Ellen Simon or Angie Knowles for details.

There was some discussion about where in the Central Florida area to take our machines for servicing. Gail says she takes her machine to her local Sew and Vac store. Also mentioned was the Sewing Studio serving The Villages, 352-753-0219. There is another store in Maitland, 407-831-6488.

Our Hostess for the June meeting will be Sue Redhead, Doris will be notetaker.

Completed works by  
for the  
*Transformations*  
Exhibit.

Left:  
*Dorian Gray*  
by Christie  
Eckardt

Right:  
*Topiary*  
by  
Sue Redhead



### **Pod 3 Sarasota** *from Ellen Simon*

Pod 3 Sarasota met on Wednesday May 13.

Present: Frieda, Roberta, Peg, Jann, Maggie, Ellen, Lore, Jill, Leslie and Deb.

We had two presentations from our members. Maggie shared her experience judging *All The Buzz*, an art exhibit by Art Quilters Unlimited in Fort Myers. Lore told us about her career as an art therapist and showed us her journals and some small projects she has created with her clients. Both talks were eye opening and inspirational.

Peg told us about the wonderful opening reception on May 12 at Ovation Hotel for their latest art exhibit.

The group has decided to meet at the Herrig Center for the Arts in Bradenton for our July meeting to see Fiber Arts Now exhibit.

Show & Tell : Frieda and Roberta showed their projects from the Lisa Thorpe workshops. Frieda and Jann showed their South Sarasota Modern challenge quilts using the colors of the guild pin. Jann's was a Kawandi, a hand stitched technique from India. Maggie showed us an in-progress quilt of a garden that she is working on for the Ovation exhibit.

Our next meeting is Wednesday June 10 at 11 am.

## **Pod 3 St Pete** *from Kathy Peel*

Pod 3 St Pete met Wednesday, May 19.

Pat Grice took us on a visual tour of the SAQA website. Lots of interesting things to see and use from many works of art, how to sign up for a workshop or go on zoom for presentations etc.

Several of our members have work at the Werk Gallery 2210 1st Ave S St. Petersburg.

It's a small gallery with plenty of parking in the back. Several of our members will be attending the workshop in Venice in June.

Next meeting will be Tuesday, June 16, 10:30 at Unity, 6168 1st Ave N St Pete.

Work  
by Kate Bird



## **Pod 5** *from Anne Jones*

Several SAQA members (and one spouse) attended the second annual Pod 5 Pool Party and Potluck on May 9. We enjoyed good food, relaxed socializing, and pool time.

Kestrel Michaud shared her newest creative venture with us, Color Cards, which use art quilts to explain color theory. Many thanks Kestrel!

Special thanks also go to Linda Geiger, who led us in a fun and informative exercise in dendritic printing. Linda also took pictures of the results. Show and tell for our July meeting will include pieces made from Linda's directions.

Since our July meeting was originally scheduled for the 4th, the meeting will be moved to Ellen Lindner's house on July 11. Details to follow. See you all there!



## **Pod 7** *from Beth Frisbie Wallace on behalf of Cindy Ambler*

The Pod 7 online meeting in May was once again an active sharing of information. Topics ranged from calls for entry that are inspiring us, classes and exhibits we've been to in the last month and things we are working on. A few specifics:

Melani Brewer shared that she has a piece that was accepted into the 21st Annual Art Competition at Studio 18 exhibit in Pembroke Pines from May 29th through August 5th. There are 6 categories of art represented by the show. Fiber is not an included category. Melani submitted her work as "mixed media".

There was some discussion of 3-d work and then specifically altered books. Melani showed an altered book in which the pages were folded to resemble a bird house. She said she has agreed to teach the technique at the Anne Kolb Nature Center, Hollywood, FL in early 2027.

Attendees were also treated to a wide variety of pieces in progress from small cyanotype postcards to art quilts responding to current and upcoming calls for entry and even a scrap busting effort focused on charity quilt tops.

Sheila Duncan shared a powerful work in progress that we look forward to seeing more of as she continues work on it.

The award for attending from the greatest distance goes to Christie who joined us from Qatar, navigating the 7-hour time difference.

## Staying Connected

**How to send news for the next  
newsletter issue:**

**Send to Bobbi Baugh, Editor**

**[NewsSaqFla@gmail.com](mailto:NewsSaqFla@gmail.com)**



Angie Knowles  
Co-Rep Florida Region  
[saqflrep@gmail.com](mailto:saqflrep@gmail.com)



Ellen Simon  
Co-Rep Florida Region  
[cqmaker1950@gmail.com](mailto:cqmaker1950@gmail.com)